

CHILL • RITE



Beer Systems

TOWERS
FOR EVERY STYLE

BEER • WINE • WATER • SPECIALTY DRINKS

DISTINCTIVE



NOTE:

Due to the unique design of the distinctive towers, Chill•Rite may not be able to provide full heat exchange to shanks; thus Chill•Rite cannot guarantee 32 Degree Temperatures from this family of towers.

- Screw in Shanks
- EXTENDED LEAD TIMES APPLY

ZIRONDELLE
[Zee-ron-dell]

Faucets: 5 or 7

Finish: Painted SS Body, Arm in Chrome Plated Brass
Option: Badge Holder Medallions



TOOLOULOU
[Too-loo-loo]

Faucets: 1-5 • 1 Column
Finish: Painted SS Body,
Arm in Chrome Plated Brass
Option: Badge Holder Medallions



TOOLOULOU-2
[Too-loo-loo]

Faucets: 4-8 • 2 Columns
Finish: Painted SS Body,
Arm in Chrome Plated Brass
Option: Badge Holder Medallions


DISTINCTIVE



TETEDURE
[Te-te-dooray]
Faucets: 3-4
Finish: Satin Finished SS,
Copper Plated SS
Option: Badge Holder Medallions



DRESDA
Faucets: 4-7
Finish: Satin Finished SS
Option: Badge Holder Medallions



CHOUCHOOTE
[Shoo-shoo-te]
Faucets: 5
Finish: Satin Finished SS
Option: Badge Holder
Medallions



PEEKON (Teorema)
[Pee-kah]
Faucets: 3
Finish: Polished SS
Option: Badge Holder
Medallions

DISTINCTIVE

BOUILLON [Boo-yawn]

Finish: Polished SS • Faucets: 3, 4, 5 • Option: Illuminated Medallions



MOOCHON

Finish:
Polished Chrome
Plated Brass or
Gold Plated Brass

Faucets: 1-2

Option:
Illuminated Medallions



BREW PIPE TOWERS

MODULAR CONSTRUCTION ALLOWS FOR NUMEROUS SHAPES & DESIGNS



PIROGUE [pee row] FINISHED SOFFITT

Finish: SS, High Polished
SS, Powder Coat

Faucets: 2+Modular

- Glycol Ready
- Available in Counter Mount, Soffit Mount & Wall Mount
- *Engineered & Balanced as part of a Complete Chill Rite System*



PIROGUE [pee row]

Finish: SS, High Polished
SS, Powder Coat

Faucets: 2+Modular

- Glycol Ready

• Available in Counter Mount,
Soffit Mount & Wall Mount

- *Engineered & Balanced as part of a Complete Chill Rite System*



PIROGUE [pee row] CONJOINED COUNTER MOUNT

Finish: SS, High Polished SS,
Powder Coat

Faucets: 2+Modular

- Glycol Ready
- Available in Counter Mount
& Soffit Mount
- *Engineered & Balanced as part of a Complete Chill Rite System*

BREW PIPE TOWERS

MODULAR CONSTRUCTION ALLOWS FOR NUMEROUS SHAPES & DESIGNS



**ROUXGAROUX -
Flange - Counter Mount**
[roo-gah-roo]
Finish: SS, Powder Coat
Brew T Flange Caps
Faucets: 2+ Modular

- Glycol Ready
- Available in Counter Mount & Soffit Mount
- Engineered & Balanced as part of a Complete Chill Rite System

**PIROGUE [pee row]
Soffit Mount**
Finish: SS, Powder Coat
Faucets: 2-12

- Glycol Ready
- Available in Soffit Mount
- Engineered & Balanced as part of a Complete Chill Rite System



FAIS DO-DO [fay-doe-doe]
Finish: SS, Powder Coat
Faucets: 2-12

- Glycol Ready
- Available in Counter Mount & Soffit Mount
- Engineered & Balanced as part of a Complete Chill Rite System


BREW PIPE TOWERS

MODULAR CONSTRUCTION ALLOWS FOR NUMEROUS SHAPES & DESIGNS



Pirogue DF (double faced)
Finish: SS, High Polished SS,
Powder Coat
Faucets: Up to 25 per side
Modular

- 6" Diameter Pipe
- Glycol Ready
- Available in Counter Mount & Soffit Mount
- *Engineered & Balanced as part of a Complete Chill Rite System*




ROUXGAROUX DF
Finished - Counter Mount
[roo-gah-roo]
Brew T finished Caps
Faucets: 2+ Modular

- Glycol Ready
- Available in Counter Mount & Soffit Mount
- *Engineered & Balanced as part of a Complete Chill Rite System*

ROUXGAROUX DF
Finished - Counter Mount
[roo-gah-roo]
Brew T finished Caps
Faucets: 2+ Modular

- Glycol Ready
- Available in Counter Mount & Soffit Mount
- *Engineered & Balanced as part of a Complete Chill Rite System*



BREW PIPE TOWERS

MODULAR CONSTRUCTION ALLOWS FOR NUMEROUS SHAPES & DESIGNS



PIROGUE - Flange - Soffit Mount

[pee row]

Finish: SS, High Polished SS, Powder Coat

Faucets: 2+

- Glycol Ready
- Available in Counter Mount
- Engineered & Balanced as part of a Complete Chill Rite System

PIROGUE [pee row] DF-SM

Finish: SS,

High Polished SS,

Powder Coat

Faucets: 2+

- Glycol Ready
- Available in Soffit Mount
- Engineered & Balanced as part of a Complete Chill Rite System



ROUXGAROUX - SOFFIT MOUNT - Finished [roo-gah-roo]


Finish: SS, High Polished SS, Powder Coat • Faucets: 2+

- Glycol Ready • Available in Counter Mount & Soffit Mount
- Engineered & Balanced as part of a Complete Chill Rite System

BABY BREW TOWERS

MODULAR CONSTRUCTION ALLOWS FOR NUMEROUS SHAPES & DESIGNS

4" Pipe with Flange • Optional 3" Pipe with Flange



BAYOU T-4F-SS

[by-yoo]

Finish: Brushed SS,
High Polished SS,
Powder Coat

Faucets: 2+Modular
Glycol Ready

Engineered & Balanced as part of a Complete Chill Rite System



BISQUE-5F-SS [bisk]

4" Bridge

Finish: Brushed SS,
High Polished SS,
Powder Coat

Faucets: 2+Modular
Glycol Ready

*Engineered & Balanced as part
of a Complete Chill Rite System*



MARDI GRAS


[mar-dee-graw]

Finish: Brushed SS,
High Polished SS

Faucets: 2+Modular

Glycol Ready

*Engineered & Balanced
as part of a Complete
Chill Rite System*



GRIS GRIS [gree-gree]

Finish:

SS, High Polished SS

Faucets: 2-8

Glycol Ready

*Engineered & Balanced
as part of a Complete
Chill Rite System*



VIELLE

Finish: Black Iron (finish will rust/patina)

Faucets: 4+

- Modular
- Available in Counter Mount, Soffit Mount & Wall Mount
- Bridge style or T style
- Glycol Ready

Engineered & Balanced as part of a Complete Chill Rite System

YETI

FROZEN OR NON-FROZEN

- Frozen / Flooded Towers always finish in 304 SS, High Polish
- Frozen and Non-Frozen Yeti Towers available in 2-4 faucets
- Available in Powder Coat
- Frozen Yeti Towers need to be located away from Air Vents, Cross Ventilation and Extreme High Heat and Low Humidity



Disclaimer:
Chill Rite maintains that our systems create the presence of ice. We make no assertions that Ice Formations will be White, Frosty, and Thick all times.

Designed and built in the U.S.A.



4 Dome SAV with Frozen Yeti beer Built-In



5 Dome SAV with Frozen Yeti Beer adjacent

YETI

FROZEN OR NON-FROZEN



Y-4
(2) 4 Faucet Frozen Yeti
Triple and Insulated
Drip Tray



RED, ICE, AND BLUE
Ice (White): Frozen Yeti
Red & Blue: Powder Coat Non-Frozen Yeti
Triple Raised and Insulated Drip Tray
Optional: Glass Rinsers



Y-4-FF
NON FROZEN YETI
Finish: High Polish SS,
Powder Coat
2-4 Faucets

BRIDGE STYLES



BEAU COUP [boh-koo]
 Finish: Brushed SS, MF or Brass Powder Coat
 Faucets: 4-25 • 4"OD Pipe
 Glycol Ready
Engineered & Balanced as Part of a Complete Chill Rite System



BEAU COUP [boh-koo]
 Finish: Brushed SS, MF or Brass
 Faucets: 4-25 • 4"OD Pipe
 Glycol Ready
Engineered & Balanced as Part of a Complete Chill Rite System



CAIMON [Cay-mon]
 Finish: Brushed SS or Brass • Faucets: 8-24

CAIMON T [Cay-mon]
 Finish: Brushed SS or Brass • Faucets: 4-10

4" OD Pipe
 Glycol Ready

Engineered & Balanced as Part of a Complete Chill Rite System



BT-10-MF

Finish: Finish: SS,
 Mirror Finish SS,
 Polished Brass
 & Powder Coat

Faucets: 8-16
 Glycol Ready
 Counter Mount & Soffit Mount

Engineered & Balanced as Part of a Complete Chill Rite System

DF-TT-10-SS • TT-10-SS
 Finish: SS, Mirror Finish SS, Polished Brass & Powder Coat
 Double Face
 Optional: LED Temperature Display
 Soffit Mount
 Faucets: 8-12
 Column: 6"x6"
 Glycol Ready
 Counter Mount & Soffit Mount

Engineered & Balanced as Part of a Complete Chill Rite System



BEER GARDEN



FAUBOURG
[foe-berg]

Finish: SS

Designed and Built to Order

*Engineered & Balanced as Part of a
Complete Chill Rite System*

EXTENDED LEAD TIMES APPLY

FAUBOURG T
[foe-berg Tee]

Finish: SS

Designed and Built to Order

EXTENDED LEAD TIMES APPLY

*Engineered & Balanced as Part of a
Complete Chill Rite System*



PODNA

Finish: SS

Designed and
built to order

*Engineered & Balanced as
part of a Complete
Chill Rite System*



BEER GARDEN



ROUXGAROUX
[roo-gah-roo]
FINISHED SOFFITT

Finish: SS, High Polished
SS, Powder Coat

Faucets: 2+Modular

- Glycol Ready
- Available in Counter Mount, Soffit Mount & Wall Mount
- *Engineered & Balanced as part of a Complete Chill Rite System*

**PIROGUE
CM FLANGE**

Finish: SS,
High Polished SS,
Powder Coat

Faucets: 2+Modular

- Glycol Ready
- Available in Counter Mount, Soffit Mount & Wall Mount
- *Engineered & Balanced as part of a Complete Chill Rite System*



PARRAN
[pah-ran]
Custom Faceplate
Modular

*Engineered & Balanced
as part of a Complete
Chill Rite System*



EXTRAORDINARY

BUILT TO YOUR EXACT SPECIFICATIONS • EXTENDED LEAD TIMES MAY APPLY



NATCHEZ

Fully Customizable

*Engineered & Balanced
as part of a Complete
Chill Rite System*

ANDOUILLE [And-ooey]

Fully Customizable

*Engineered & Balanced
as part of a Complete
Chill Rite System*



LAGNIAPPE [Lan-Yap]

Fully Customizable

*Engineered & Balanced
as part of a Complete
Chill Rite System*

EXTRAORDINARY

BUILT TO YOUR EXACT SPECIFICATIONS • EXTENDED LEAD TIMES MAY APPLY



PARRAN STD [pah-ran] - Wall Mount
Fully Customizable
Engineered & Balanced as part of a Complete Chill Rite System



THT-10W
Illuminated Medallions
Fully Customizable
Engineered & Balanced as part of a Complete Chill Rite System

ROULET [Roo-Lay]

Fully Customizable

*Engineered & Balanced
as part of a Complete
Chill Rite System*



BRACQUE [Brahk]

Fully Customizable

*Engineered & Balanced
as part of a Complete
Chill Rite System*

WALL MOUNT & UNDER COUNTER



WALL MOUNT UCWM-10

Finish: SS Only

Faucets: 2-12

Glycol Ready

Built-in drip tray optional

Option: Trunk lines may feed into back, bottom or top of tower

Engineered & Balanced as Part of a Complete Chill Rite System

UC STYLE TOWER UC-8SS-HE

Finish: SS Only

Faucets: 2-12

Glycol Ready

Includes Built-in
Drip Tray

Option:
Trunk lines may feed into back,
bottom or top of tower



UNDER COUNTER STYLE TOWER UC-4

Finish: SS Only

Faucets: 2-8

Glycol Ready

Engineered & Balanced
as Part of a Complete
Chill Rite System

T-TOWERS



THT-2-SS



THT-8-SS



THT-6-PB-LED



THT-4-SS

T-STYLE TOWERS

Available in 4 Finishes:

SS: Stainless Steel • MF: Mirror Finish
PB: Polished Brass • PC: Powder Coated SS

3 Height Options:

Standard • Tall • X-Tall

Counter Mount & Soffit Mount

All Available as Double Face

LED Temperature Display

Glass Rinser Drip Trays

Faucet Locks

Glycol Ready

Engineered & Balanced as Part of a Complete Chill Rite System

COLUMN STYLE TOWERS



CT4-3PB

Faucets: 1-3

Finish: Chrome or Polished Brass
Glycol Ready • 4" Column Tower

*Engineered & Balanced as part
of a Complete Chill Rite System*



CT3-2-PB

Faucets: 1-3

Finish: Chrome or Polished Brass
Glycol Ready • 3" Column Tower

*Engineered & Balanced as part
of a Complete Chill Rite System*

CERAMICS

FINISH: BRASS OR CHROME • FAUCETS: 1-5 • COLORS: COBALT BLUE, PEARL WHITE, ANTIQUE, GREEN, BLACK MARBLE, BEIGE MARBLE • OPTIONS: CERAMIC T-STYLE: 4-8 FAUCETS • CERAMIC MUSHROOM: 6-8 FAUCETS



**BON AMI [bon-ah-me]
CERAMIC GREEN**



BEIGNET [bin-yay]

Metal Scroll on Reverse Side
Finish: Brass or Chrome

Faucets 4-6

Optional: Wrap Around Drip Tray
Also Available: Mini Mushroom



**MON CHERE [mawn-sha]
CERAMIC MUSHROOM**

WINE DISPENSING

EXTENDED LEAD TIMES APPLY



PIQUANT WINE BRIDGE

Finish:
Satin Finished Chrome
or Plated Brass
Polished Chrome

Double Pedestal

Faucets: 3-6

Surface Mount Drip Tray

Option:
Badge Holder Medallions,
Illuminated Medallions



PIQUANT WINE

Finish: Satin,
Polished Chrome
or Plated Brass

Faucets: 1

Surface Mount
Drip Tray

Option:
Badge Holder
Medallions,
Illuminated
Medallions

MOOCHON

Finish:
Polished Chrome
Plated Brass or
Gold Plated Brass

Faucets: 1-2

Option:
Badge Holder Medallions,
Illuminated Medallions



WINE DISPENSING



FONT DE VINO-2

Finish: Chrome or Polished Brass

Faucets: 1-12

Optional Built-in Tray



PSHAW-1

Finish: Chrome or Polished Brass

Faucets: 1-2



BOUILLON

Finish: Polished SS

Faucets: 3-5

Option:
Badge Holder Medallions

SPECIALTY DRINK DISPENSING

EXTENDED LEAD TIMES APPLY



Y-4-FF NON FROZEN YETI
 Finish: High Polish SS, Powder Coated SS
 304 Stainless Steel is Ideal
 for Dispensing any Beverage
 Ideal for: Soda, Water, Wine, Sangria,
 Specialty Cocktails



Passe

1-2 Faucets

- Polished Chrome Plated Brass

Option:
 Badge Holder Medallions



304 SS
 with
 Powder Coat

Bleu Clair
 3 Faucet Water Tower
 Faucets: 2-4



Café au lait
 Faucets: 2-4

PORTABLE SYSTEMS



FLASH CHILLER PORTABLE DRAUGHT BEER SYSTEM

- Convenience - No More Handling of Kegs
- Built For High Volume Bars or Special Events
- No Need to Ice Kegs
- Simply Roll Chiller, Kegs and CO₂ into Location. Plug in and Connect.
- Pour 32° - 34° Beer at High Volumes
- Easily Cleaned



PORTABLE 2 DOME DISPENSER

Liquor is Gravity Fed
from Bottle into Frozen Domes

Domes hold Liquor at 5°F

Ideal for
Special Events and Bottle Service


Increase Liquor Sales 30%-40%

LED Lights Illuminate Frost
and Liquor Bottles



COLD SELLS!

LED TEMPERATURE DISPLAYS



**MERCHANDISE OPTION:
24"x24" LED TEMPERATURE DISPLAY**

DISPLAY AT YOUR STORE FRONT



HOURS OF OPERATION:

Monday-Thursday:
8:00am - 5:30pm CST
Friday:
8:00am - 12:00pm CST

CHILL RITE MFG

Mailing Address:
P.O. BOX 5566 • Slidell, Louisiana 70469
Physical Address:
2371 Gause Blvd. W • Slidell, Louisiana 70460
www.chillrite32.com

CONTACT US:

Toll Free:
800.256.2190
985.641.4865
Fax 985.641.0183